

## VIDEO STUNDA ANĢĻU VALODĀ

### VIDEO LESSON FOR ENGLISH

3.klase / Grade 3

Video topic: **DO YOU LIKE SAUSAGES?** (Vai tev garšo desas?)



[https://www.youtube.com/watch?time\\_continue=28&v=O11efQTY3j8](https://www.youtube.com/watch?time_continue=28&v=O11efQTY3j8)

#### **Video topic web:**

#### **Aim:**

- developing listening and speaking skills
- understanding content and unexpected events in a video
- to learn and revise vocabulary for food
- to revise I like/ I don't like

#### **Objectives:**

##### Before watching

Pre-teach and activate vocabularies

##### While watching

to improve listening and content understanding skills

##### After watching

To put the events in the correct order


To improve speaking skills

Kokneses pamatskola – attīstības centrs

**Procedure:**

Before watching:









The teacher says: „Some lessons ago we started to speak about food. Which words do you know?” The teacher shows some pictures and asks to name these words.



I show my students this picture and ask : „Do you know what it is?” The students answer. The teacher says : „Yes, it is Gogo. Today we are watching a short movie about Gogo and its friend. Would you like to see it?”



The teacher says: What`s the word? Write the word under the picture! You listen these words in the video.

Sausages/	a bird /	burger /	doughnuts /	a cow/	sandwiches/	an ant /	hot dogs
							
							


While watching:

The students watch the video and do the TRUE/ FALSE task.

		TRUE	FALSE
1.	Gogo is yellow.		
2.	The kids and Gogo see a cow.		
3.	There are four green birds.		
4.	Gogo likes sausages.		
5.	Gogo likes doughnuts.		
6.	Gogo likes sandwiches.		
7.	Gogo likes ants.		
8.	Gogo likes hot dogs.		
9.	The girl doesn't like burgers.		
10.	Teppy likes doughnuts.		
11.	Jeeby likes hot dogs.		
12.	Gogo likes sausages and sandwiches.		

After watching:

1. The students put the pictures from the video in the correct order.




2. The students finish the given sentences and tell :

- Gogo likes \_\_\_\_\_.
- Gogo doesn't like \_\_\_\_\_.

## Home task

The students have to draw on the plates:

- 3 things what they like to eat
- 3 things what they don't like to eat



### Ideas for evaluation:

#### Formal evaluation :

- 1) The after watching activities and doing HT may be evaluated with an assessment,

#### Informal evaluation:

Students will be asked to evaluate themselves, what were their advantages or their disadvantages, which difficulties did they have.